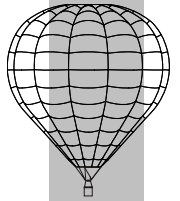


ULTRAMAGIC FLIGHT MANUAL SUPPLEMENT 46

B-series Envelopes



46.1 General Information

In this supplement are introduced the particular characteristics, instructions and limitations necessary to ensure the safe operation, maintenance and continued airworthiness of the Ultramagic B-series Envelopes.

This supplement is specific to the following Envelopes and equipment:

Envelope:	B-70 (1982 m ³)
	B-60 (1715 m ³)
	B-55 (1549 m ³)
	B-50 (1428 m ³)
	B-40 (1143 m ³)
	B-26 (735 m ³)

The section indexes on this supplement are preceded with the §46.X, and the suffix is kept in line with the Ultramagic Flight Manual. The content of this supplement replaces or appends the information contained on the Flight Manual for the balloon or parts to which this supplement is intended.

46.2 Limitations of use

No change.

46.3 Emergency procedures

No change.

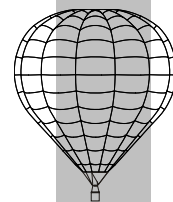
46.4 Standard procedures

46.4.5.2 Rigging the Basket and Burner

Add the following:

A single karabiner with a minimum working load of 900 kg (or 450 kg for B-26, B-40, B-50 and B-55) may be used on each corner of the burner frame to attach the flying wires from the envelope. Those karabiners shall be engraved with limit load and must be supplied or approved by Ultramagic.

46.5 Loading


46.5.2 Table of Empty Weight and Maximum Lift

Model	V	Basket	Pv	Lmax
B-70	1982	CT-01	97	498
		CT-02	111	600
		CT-03	100	550
		C-0	117	375
		C-2	129	600
		C-1	124	600
		C-3	141	600
		C-10	157	600
		DUO	78	428
		B-60	1715	CT-01
CT-02	106			525
CT-03	95			525
C-0	112			370
C-2	124			525
C-1	119			525
DUO	73			423
B-55	1549			CT-01
		CT-02	104	500
		CT-03	93	500
		C-0	110	368
		C-2	122	500
		C-1	117	500
		DUO	71	421
		B-50	1428	CT-01
CT-02	102			450
CT-03	91			450
C-0	108			366
C-2	120			450
C-1	115			450
DUO	69			419
B-40	1143			CT-01
		CT-03	86	375
		C-0	103	361
		C-2	110	375
		DUO	64	375
		SOLO	56	284
		B-26	735	CT-01
C-0	97			330
SOLO	50			284

V = Volume [m³]

Pv = Typical empty weight (without any cylinder) [Kg]

Lmax = Maximum Lift available [Kg]

46.5.4 Table of Compatibility

SIZE	B-70	B-60	B-55	B-50	B-40	B-26
BURNERS						
BMK-008 Single	*	*	*	*	*	*
BMK-008 Double	X	X	X			
MK-21 Single	X	X	X	X	X	X
MK-21 Double	X	X	X			
MK-32 Double	X	X	X			
BASKETS						
CT-01	X	X	X	*	*	*
CT-02	X	X	X	X		
CT-03	*	*	*	X	X	
C-0	X	X	X	X	X	X
C-1	X	X	X	X		
C-2	X	X	X	X	X	
C-10	X					
C-3	X					
DUO**	X	X	X	X	X	
SOLO**					X	X
MIN.CYL.	2	2	2	2	2*	2*

* Or 1, if a Solo is used

** Turning vent mandatory on the envelope

- Standard configuration = *
- Compatible configuration = X

46.5.6 Reduced Maximum Take Off Mass Operation

The Reduced MTOM for B-Series envelopes is as follows:

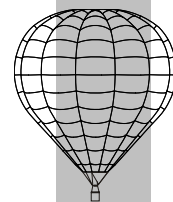
B-70	575 kg
B-60	500 kg
B-55	475 kg
B-50	425 kg
B-40	350 kg
B-26	240 kg

46.6 Balloon and Systems Description

46.6.3 Dimensions and Weights

See following table corresponding to mass and dimensions:

SERIES B



**S
4
6
B
-
S
E
R
I
E
S
E
N
V
E
L
O
P
E
S**

Type	B-70	B-60	B-55	B-50	B-40	B-26
Vol. (m ³)	1982	1715	1549	1428	1143	735
Number of gores	12	12	12	12	12	12
FAI class	AX-7	AX-7	AX-6	AX-6	AX-5	AX-4
Total height (m)	21.8	20.9	20.1	19.8	18.5	16.2
Standard basket	CT-03	CT-03	CT-03	CT-01	CT-01	SOLO
Typical Weight in Standard configuration (Kg)	*170	*165	*163	**158	**153	***101
Envelope						
Height (m)	17.6	16.8	16.0	15.7	14.3	13
Max Diameter (m)	15.6	14.8	14.2	13.9	12.3	11.1
Diameter at the mouth (m)	3.8	3.8	3.8	3.8	3.8	2
Typical Weight (kg)	50	45	43	41	36	30
Min. Karabiner strength (kg)	900	900	450	450	450	450
Parachute						
Diameter (m)	4.5	4.5	4.5	4.5	4.5	4.0

* incl. 2 M-20D cylinders at 100%,CT-03 basket, BMK-008singleburner/frame, envelope and minimum equipment

** incl. 2 M-20D cylinders at 100%,CT-01 basket, BMK-008singleburner/frame, envelope and minimum equipment

*** incl. 1 M-30D cylinders at 100%,SOLO chair with BMK-008 single burner, envelope and minimum equipment

46.7 Balloon Maintenance, Handling and Care

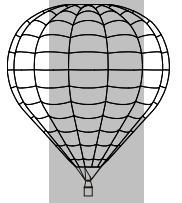
46.7.2 Inspection Periods

Refer to Maintenance Manual Supplement 17.

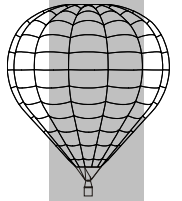
46.8 Other manufacturer's equipment

No change.

46.A Vertical Velocities and Altitude Recovery

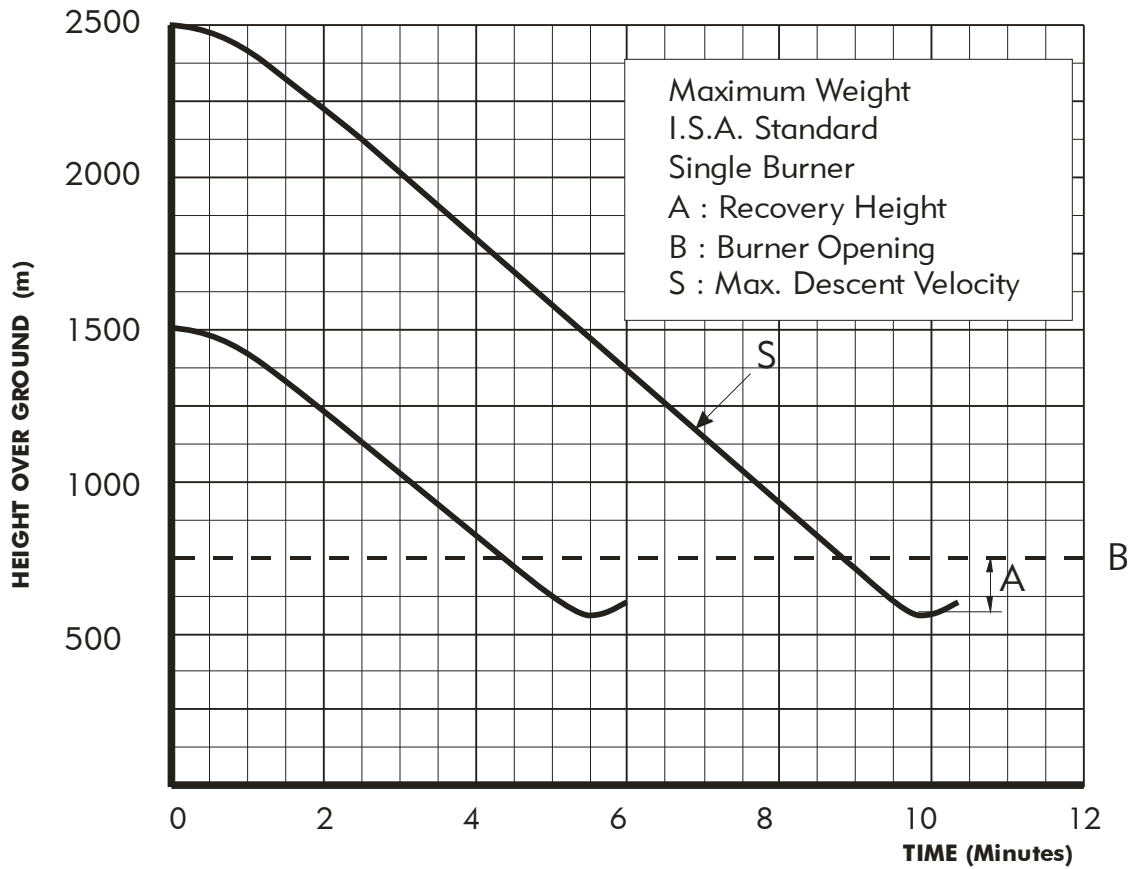


Add following graph:



S 4 6 B - S E R I E S E N V E L O P E S

SIZE 70 - 60



SIZE 26 - 55

