

## **SUPPLEMENT 48 – CV BASKETS**

### **48.1 General Information**

This supplement details the instructions and limitations necessary to ensure the correct operation, maintenance and continued airworthiness of the Ultramagic CV-08 Basket type.

The section indexes on this supplement are preceded with the §48.X, and the suffix is kept in line with the Ultramagic Flight Manual. The content of this supplement replaces or appends the information contained on the Flight Manual for the balloon or parts to which this supplement is intended.

### **48.2 Limitations**

The following limitations are additional to those already contained in the Flight Manual:

#### **48.2.2 Meteorological Limitations**

The surface wind speed must not exceed 5 m/s (18 km/h or 10 kt)

#### **48.2.4 Safety Equipment (Minimum Equipment)**

- Waist restraint harness for all the occupants.
- Seat and seat harness for each passenger.

#### **48.2.6 Loading**

Applicable loading parameters are listed on section 48.5 of this supplement. Each seat has an individual load limit of 150 kg (330 lb).

#### **48.2.7 Crew**

Maximum number of occupants is described on section 48.D.

#### **48.2.11 Baskets**

Rotation vents must be fitted to envelopes using the CV-08 Basket.

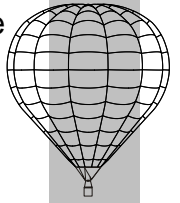
#### **48.2.12 Minimum Burner Requirements**

Only double burners or larger can be used with the CV-08 Basket.

#### **48.2.13 Fuel Cylinders**

A maximum of 4 cylinders can be carried on board.

Cylinders must be strapped upright in the designated positions behind the seats (refer to Fig.1).



### 48.3 Emergency Procedures

The following procedure replaces the equivalent already contained in the Flight Manual:

#### 48.3.7 Emergency Landing

1. Brief everyone to tighten shoulder straps of the harness, keep the arms and legs inside the basket and watch the progress of the landing.
2. [...] (continue with the list of procedures as per the main Manual)

#### 48.3.12 Use of waist harness

Under abnormal circumstances, pilot may consider necessary that passengers stand off from their normal seated position. In this case, proceed as follows:

- If not connected, instruct and monitor the passenger(s) to connect the waist harness delta ring to the restrain tape using the karabiner on its end.
- Instruct the passenger(s) to release the seat harness.

**CAUTION:** Unless instructed to do so by the pilot, the seat harness is to be worn at all times.

### 48.4 Standard Procedures

The following procedures are additional to those already contained in the Flight Manual:

#### 48.4.5.1 Initial pre-flight checks: Basket

- Confirm that the tables are folded.
- Check the function of the (waist) restraint and seat harnesses.
- When necessary, assist the passengers adjusting their harnesses.

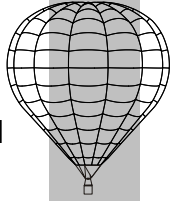
**CAUTION:** Waist harnesses must be adjusted and fastened to each passenger prior to sitting.

#### 48.4.8 Preparation for Take off

- Crew to fasten their waist harnesses.
- Passengers seated with seat harnesses fastened.

#### 48.4.8.2 Passenger Briefing

- When instructed to do so, tables must be stowed.



#### 48.4.10.5 Deployment and stowing of the tray

Tray is deployed by pivoting it 180°. Once upright, tilt it 90° to reach the final position. Stowing is the reverse procedure.

**CAUTION:** Tables must be stowed during takeoff and landing.

#### 48.4.11 Landing

Before making any landing, add the following checks:

- Instruct the passengers to tighten the shoulder straps of the harness, and to keep the arms and legs inside the basket.
- All passenger's trays and accessories are stowed.

#### 48.4.11.4 Landing Large Balloons

CV-08 Basket must always be positioned on the approach to allow touchdown on the long side with high wall.

### 48.5 Loading

#### 48.5.2 Table of Empty Weight and Maximum Lift

For the calculations in the Load Chart of chapter 5 of the Flight Manual will be used the following characteristics:

Model	V	Basket	Pv	Lmax
S-105	2950	CV-08	397	1032
S-130	3680	CV-08	414	1365
S-160	4550	CV-08	436	1569
T-150	4245	CV-08	449	1465
T-180	5100	CV-08	476	1676
T-210	6000	CV-08	484	1684
V-105	2950	CV-08	402	1032
M-105	2950	CV-08	404	1032
M-120	3400	CV-08	414	1173
M-130	3680	CV-08	427	1365
M-145	4105	CV-08	436	1436
M-160	4550	CV-08	449	1569
N-180	5100	CV-08	472	1672
N-210	6000	CV-08	490	1690

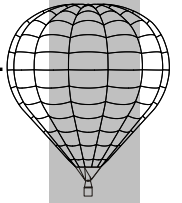
V = Volume [m<sup>3</sup>]

Pv = Empty weight in STD configuration (without fuel cylinders) [Kg]

Lmax = Maximum authorised Lift [Kg]

#### 48.5.4 Table of Compatibility

Envelopes listed on 48.5.2 are considered compatible with the CV-08. Rotation vents are mandatory on all the combinations.



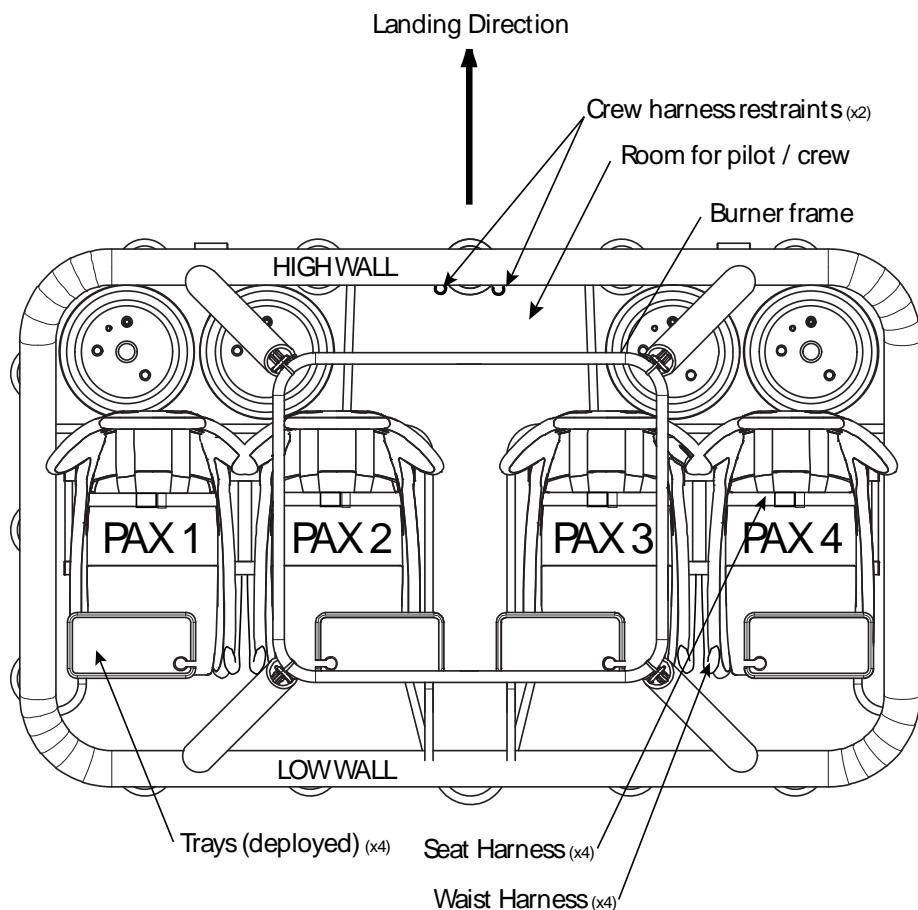
## 48.6 Balloon and Systems Description

Add the following:

### 48.6.2.3 Baskets

CV-08 Basket is fitted with four seats for passenger accommodation, including individual foldable trays and full seat harnesses. The wall in front has been lowered to improve the sight from the passenger position. Each seat is equipped also with a waist restraint harness to the basket structure.

In normal conditions pilot (and crew, if present) stand up at the centre of the basket, behind the two centre seats. The presence of crew or flight attendant is subject to having enough room in accordance with 48.D.



Top view of the CV-08 Basket (Burner not displayed)  
Figure 1

### 48.6.3 Dimensions and Weights

See following table corresponding to mass and dimensions:

BASKET	CV-08
Length (m)	2,6
Width (m)	1,5
Wall height (m)	0.70 to 1.15
Empty Mass* (kg)	270
Min Karabiner Strength (kN)	3000

\* Fuel cylinders, burner and burner frame not included

### 48.7 Balloon Handling, Maintenance and Care

Add the following:

#### 48.7.4 Ground handling and transportation

It is recommended to cover the seats and stow the tables during transport. The special length of the nylon rods shifts the importance of a complete de-rigging of the burner frame from the basket prior to the ground transportation.

### 48.8 Other Manufacturers Equipment

No change.

### 48.C QUICK REFERENCE PRE-FLIGHT CHECKLIST

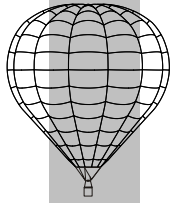
Add the following to the Basket pre-flight checklist:

#### Basket

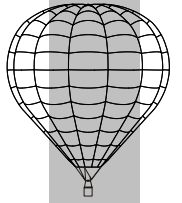
- Check the seat harnesses and their attachments for entanglements, or signs of excessive wear or damage. Check that the buckles remain operative.
- Check the waist restraint harnesses and their attachments for entanglements, or signs of excessive wear or damage. Check that the buckles and karabiners remain operative.
- Check that trays and accessories are stowed.
- Check that the seat structures are firmly secured to the floor and do not present free movement or distortion.

### 48.D MINIMUM BASKET SPACE REQUIREMENTS

Consider the following table



**S  
4  
8  
C  
V  
B  
A  
S  
K  
E  
T  
S  
E  
R  
I  
E  
S**



Basket Specs.				Capacity		
Model	Width	Length	Max Load	Cylinders	Pilot / Crew	Passengers
CV-08	1.5 m	2.6 m	1200 kg	4	1	Max. 4
				Up to 3	1 or 2	Max. 4

Only an individual use of each seat is allowed.

**S  
4  
8  
C  
V  
B  
A  
S  
K  
E  
T  
S  
E  
R  
I  
E  
S**